

Material handling

Order picking – transport – warehousing



wanzl

INNOVATION
MADE BY WANZL

CREATIVE CENTER
wanzl


Contents

WANZL MATERIAL HANDLING	4
QUALITY PAYS OFF	6
SURFACE FINISHING	7
CASTORS	8
01 ORDER PICKING TROLLEYS	10
⁰¹ KT2 order picking trolleys	12
⁰² KT3 order picking trolleys	14
⁰³ KT3-X order picking trolleys	20
⁰⁴ KT4 order picking trolleys	22
⁰⁵ KT-T order picking trolleys	25
⁰⁶ Ecoline order picking trolleys	26
⁰⁷ KT-G order picking trolleys	27
02 ROLL CAGES	30
⁰¹ RC/E1 roll cages	32
⁰² RC/S1 roll cages	33
⁰³ RC/S8 roll cages	34
⁰⁴ RC/S9 roll cages	35
⁰⁵ RC/N3 type 1 roll cages	36
⁰⁶ RC/N3 type 2 roll cages	37
⁰⁷ RC/N9 standard roll cages	38
⁰⁸ RC/N9 Slim-Line roll cages	39
⁰⁹ Package roll cages	40
03 TRANSPORT TROLLEYS	46
⁰¹ SP series special transporters	48
⁰² Box containers	50
⁰³ Panel transporters	52
⁰⁴ KT-VP1 cardboard packaging trolleys	53
04 PALLET SYSTEMS	54
⁰¹ Pallet boxes	56
⁰² RC/S9 pallet boxes	57
⁰³ PA-X pallet boxes	58
⁰⁴ PA 300 pallet boxes	60
⁰⁵ PC 1000/1 pallet containers	61
⁰⁶ MC 300 pallet containers	62
⁰⁷ PC 80 pallet containers	63
⁰⁸ System pallets	64
⁰⁹ Pallet bars	65
UPGRADE YOUR WAREHOUSE	66



Material handling – made by Wanzl

From goods receipt to shipping



■ **At Wanzl, we combine tradition with innovation.**

We first began developing logistics products such as the nestable roll cage back in the 1970s and, since then, we have consistently focused on revolutionising efficiency and functionality in warehouses and production facilities. As the global market leader for shopping trolleys, we are always working hard to expand our expertise and today offer a wide array of intralogistics solutions.

We offer everything you need for smooth transport, order picking, storage and handling.

■ **Today, Wanzl employs** more than 4,600 people at 12 production sites world-wide, working on new business areas and products, on exceptional product designs with a consistently high quality and a vast production depth. The aim: perfectly satisfied customers.

Quality pays off

For longevity



■ **In all areas of production** Wanzl's quality policy results in products made from the best materials with first-class workmanship and well-finished surfaces. This ensures long-term maintenance-free use and investment security.

Only top manufacturers producing the very best quality are chosen to supply the 80,000 tonnes of steel processed per year. Because only these materials comply with the requirements for surface quality, strength, weldability and bending properties.

Surface finishing

Environmentally friendly coatings
with active sustainability



■ **Wanzl is one of the largest electroplating businesses in Europe.** In Germany alone, we operate 13 plants including eight electroplating plants, two plants for dip painting and three powder coating plants. Wanzl is a company with clear ethical principles. It has developed guidelines for management that combine corporate progress and innovative strength with the protection of people and the environment. This means that our entire electroplating technology is based on the non-toxic trivalent chrome plating process.

We also use no phosphates in our powder coatings during pretreatment. Instead, our process starts by applying an environmentally friendly nanoceramic layer with improved powder adhesion.



Castors

Original Wanzl castors



■ **Original Wanzl castors are the basis** for many Wanzl order picking and transport trolleys that can withstand even the toughest demands.

Easy to steer with single piece, ball bearing fork. Low roll resistance, even when the trolley is fully loaded, thanks to the ball bearing plastic wheel with a rubber tread and improved Shore hardness. Long service life thanks to multiple protection mechanisms for the ball bearing.

■ **Wanzl castors with brakes** are intended for trolleys with special safety requirements. They also prevent trolleys from rolling away when loading and unloading heavy goods.

The technology in detail:


- Single piece fork, flush fitting ball bearing with ground and hardened ball bearing tread. Quiet running, wear-resistant and long lasting, even under heavy loads.
- Abrasive sealing ring to protect the swivelling ball bearing.
- Stable plastic wheel body with form fitting injected ball bearing.
- Rubber tread.
- All ball bearings have permanent lubrication.
- Single piece wheel axle, riveted.
- Reliable thread guard discs with labyrinth seals.
- Loading capacity according to DIN / EN 12532, diameter 100 max. 75 kg, diameter 125 max. 90 kg.
- Shore hardness 80 Shore A

Additionally for castors with brake:

- Equipment with foot-activated brake mechanism.
- Hidden brake pad.

Available as an option: castors for specialised applications

■ **Depending on the intended use, castors are subject to different requirements and influencing factors.** For example, sometimes castors need to be suitable for very heavy loads. Or some trolleys are pushed across grid flooring or must be protected from building up an electrostatic charge. In these cases, a tread made from a different material may be more beneficial. Contact us! We can equip our trolleys with all conventional castors available on the market, such as elastic-tread, polyamide or polyurethane-elastomer castors on request.







01 Order picking trolleys

02 Roll cages

03 Transport trolleys

04 Pallet systems

01 Order picking trolleys



01 Order picking trolleys

*You have the wide range of goods,
we have the right transportation solution!*

■ **Most order picking warehouses**, whether industrial or mail order, are manually operated. All items in these warehouses are directly accessible on shelves. This also applies to bulky items, since the storage space on the shelf can be varied in size. Another advantage is a slight improvement in order picking performance through increased staff deployment and comparatively low investment costs.

■ **In many warehouses**, pickers transport the ordered items using specialised trolleys. In the best case, they will process several orders at the same time over an optimised route. We offer you a large selection of order picking trolleys with a wide array of accessories. Furthermore, our KT2, KT3 and KT4 series have a modular design. This gives you the opportunity to customise your trolley for your order picking system and product range.

01.01 KT2 order picking trolleys

Light and compact

- > Only 405 mm wide – perfect for narrow aisles
- > Suitable for transporting standard boxes
- > Load capacity of up to 150 kg



KT2 basic model with accessories

Standard equipment: Chassis made of square tubing with welded bottom tray. Side panels made of square tube frame with wire mesh, inserted into the chassis and riveted into place.

Castors: 2 fixed castors, 2 swivel castors, Ø 100 mm. Elastic tread, blue.

Surface finish: High-gloss galvanised, chrome-plated.

Suitable for standard boxes

The KT2 can also easily transport standard boxes.



01.01 KT2 order picking trolleys

Optional accessories

Wire tray









Thanks to the narrow mesh size of 5 x 5 mm, your small items are safely contained.



Writing board

The coated metal plate can be written on with a piece of chalk.



		KT2
Basic model order no.		05.16 041.50
Length (mm)		690
Width (mm)		405
Height (mm)		1,560
Side panel mesh size (mm)		50 x 50
Total load capacity (kg)		150
Load capacity per shelf (kg)		35
Accessories		
	Writing board Coated metal board with a jet black surface which can be written on	05.40 602.73
	Side panel with welded clipboard Profile tube frame with wire mesh, welded clipboard with clamping strip	00.01 104.50
	Push bars (pair) Steel tubing, screwed in place, with plastic coating in RAL 3000 Flame red or RAL 5002 Ultramarine blue	00.40 570.76
	Wire tray for small items W 235 x D 170 x H 135 mm, mesh size 5 x 5 mm, plastic coated, in RAL 9005 Jet black	00.14 378.76
	Wire shelf, attachable W 568 x D 370 mm, mesh size 160 x 18 mm, with all round connecting wire, prevents standard boxes from slipping	00.11 764.50
	Wire shelf, attachable, two raised edges W 568 x D 370 mm, mesh size 160 x 18 mm, with raised edge of 100 mm on both sides	00.70 800.50
	Divider For wire shelves, attachable in variable positions, at 18 mm intervals	00.27 953.50
	Fixed pole Steel tube, screwed into place	00.11 086.50

01.02 KT3 order picking trolleys

The classic order picking trolley

- > System design with individual structure
- > Versatile equipment
- > Load capacity up to 300 kg



Equipment example,
delivery without boxes



Equipment examples

01.02 KT3 order picking trolleys

The basic model

Standard equipment: Chassis made of square tubing with welded bottom tray. Side sections made of square tube frame with wire mesh, inserted into the chassis and screwed into place.

Castors: 4 Wanzl swivel castors, Ø 125 mm, rubber tread. Including deflector rings made of rubber. Alternatively with swivel castor set with 2 brakes or 2 fixed castors.

Surface finish: High-gloss galvanised, chrome-plated.



As standard:
4 high-quality swivel castors from Wanzl

Alternatively:
2 swivel castors with brake or
2 fixed castors



Basic measurements

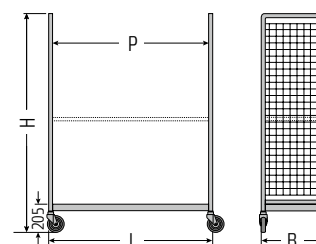
Length 900 / 1,297 / 1,713 mm

Width 467 / 625 mm

Height 1,630 / 1,830 mm



Platform length P:
850, 1,250 or 1,666 mm



Load capacity

Length (mm)	900	1,297	1,713
Total load capacity (kg)			
Basic model with rear panel	200	300	300
Basic model without rear panel	100	150	150
Load capacity per shelf (kg)	75	75	75



Configure now!

Click here to visit our **online configurator** for a preview of your ideal trolley!

KT3 – Static elements

NOTE: A static element must be used with loads of 50 kg or more or when using a step.

Screwed-in wire shelf

The wire shelf is screwed in between the two side panels on the top end. Mesh size 100 x 30 mm.



Screwed-in wooden shelf

The shelf with a non-slip wooden support is screwed in between the two side panels on the top end.




Fixed pole

The connecting tube is screwed in at the upper end between both side panels.



Wire rear panel

The rear panel gives the trolley greater stability and prevents the goods from slipping through. Mesh size 50 x 50 mm.



KT3 – Shelves

Wire shelf

Can be attached at heights at 50 mm intervals. Mesh size 100 x 30 mm.



Wooden shelf

Shelf with non-slip wooden support. Can be attached at heights at 50 mm intervals.



Wire shelf with raised edge of 25 mm

Can be attached at heights at 50 mm intervals. Mesh size 100 x 30 mm.



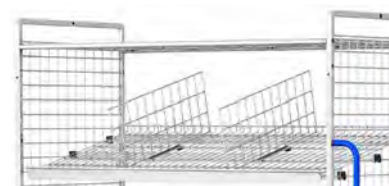
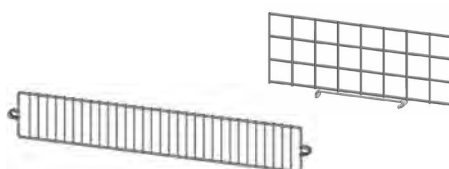
Wire shelf with raised edge of 100 mm

Can be attached at heights at 50 mm intervals. Mesh size 100 x 30 mm.



Divider

For wire shelves. The respective design depends on the shelf edging.



Sheet metal shelf

The sheet metal shelves can be attached at heights at 50 mm intervals. Optionally with freely movable dividers.



KT3 – Additional accessories

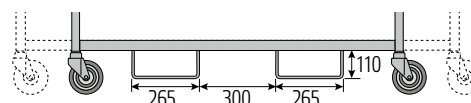
Wire mesh door

Only available in conjunction with a mesh rear panel.
2-wing wire mesh door with locking mechanism.
Mesh size 50 x 50 mm.



Forklift loops for forklift trucks

For labour-saving transportation with most forklift models. Only available for trolley lengths 1,297 and 1,713 mm.



Scanner rail

Made of metal. For wire shelves with or without a raised edge.



5th castor

Mechanical version. The trolley can be rotated 360° on the spot.



Wire tray

Thanks to the narrow mesh size of 5 x 5 mm, your small items are safe here.



Writing board

The coated metal plate can be written on with a piece of chalk.



Note holder

Plastic coated metal plate with clamping strip.



Handles (pair)

Made of steel tubing and coated in plastic. Paint: RAL 5002 Ultramarine blue and RAL 3000 Flame red.



Anti-static strap

For reliable voltage dissipation.



Step

Folding metal step with three positions.



Clipboard

Attachable. The tilt angle can be adjusted.
With clamping strip.




























Clothes rail

For transporting hanging goods.



01.02 Order numbers KT3

		KT3 with length of 900 mm				
Basic model order no.		FDP	06.00 230.50	06.00 231.50	06.00 232.50	06.00 233.50
Length (mm)		✓	900			
Width (mm)		✓	467		625	
Height (mm)		✓	1,630	1,830	1,630	1,830
Static elements ¹						
	Fixed pole screwed into place to stabilise the side panels	✓	00.49 781.50		00.49 781.50	
	Wire shelf, screw in Mesh size 100 x 30 mm	✓	00.05 372.50		00.69 634.50	
	Wire shelf, screw in Mesh size 100 x 30 mm, with raised edge of 25 mm on both sides		00.45 035.50		00.45 713.50	
	Wooden shelf, screw in With connecting tubes between the side panels for fastening		00.70 538.50		00.70 312.50	
	Rear panel grate Screwed on, mesh size 50 x 50 mm	✓	00.52 812.50	00.52 925.50	00.52 812.50	00.52 925.50
Shelves						
	Wire shelf, attachable Mesh size 100 x 30 mm	✓	00.14 299.50		00.15 994.50	
	Wire shelf, attachable, with raised edge of 25 mm on both sides Mesh size 100 x 30 mm		00.22 661.50		00.23 791.50	
	Wire shelf, attachable, with raised edge of 100 mm on both sides Mesh size 100 x 30 mm		00.39 159.50		00.41 193.50	
	Divider, 150 mm high For fitting onto wire shelves.		77.05 239.50		77.25 320.50	
	Divider, 95 mm high Only for wire shelves with raised edge of 100 mm.		00.18 531.50		00.51 456.50	
	Sheet metal shelf, attachable High-gloss galvanised		77.83 777.50		77.83 890.50	
	Sheet metal divider For sheet metal shelves		77.77 916.76		77.59 045.76	
	Wooden shelf, attachable With non-slip wooden support		00.72 946.50		00.73 624.50	
	Scanner rail		upon request		upon request	
Accessories						
	Push bar handles (pair) made of plastic coated steel tubing in RAL 5002 Ultramarine blue or RAL 3000 Flame red	✓	00.40 570.76		00.40 570.76	
	Clipboard Attachable, adjustable angle, with clamping strip	✓	00.50 007.95		00.50 007.95	
	Writing board Coated metal board with jet black surface		00.54 979.95		00.54 979.95	
	Note holder, screw-on Plastic coated metal board with clamping strip		05.40 634.95		05.41 019.95	
	Clothes rail Attachable, made of flat oval tubing		00.55 205.95		00.55 205.95	
	Wire mesh door 2-leaf with locking mechanism, mesh size 50 x 50 mm		00.80 404.50	00.80 969.50	00.80 404.50	00.80 969.50
	Wire tray for small items , plastic coated in black W 235 x D 170 x H 135 mm, mesh size 5 x 5 mm		00.14 378.76		00.14 378.76	
	Step Folding, 3 levels	✓	77.13 090.95		77.12 977.95	
	5th castor mechanical, Ø 125 mm	✓	60.01 017.50		60.01 017.50	
	Anti-static strap for reliable conductive discharge on the chassis or on the 5th castor		00.74 205.95		00.74 205.95	
	Chassis with forklift loops		upon request		upon request	

¹ A static element must be used with loads of 50 kg or more or when using a step.

FDP: Available in the fast delivery programme.

01.02 Order numbers KT3

KT3 with length of 1,297 mm				
FDP	06.00 234.50	06.00 235.50	06.00 236.50	06.00 237.50
✓	1,297			
✓	467		625	
✓	1,630	1,830	1,630	1,830
✓	00.49 894.50		00.49 894.50	
✓	00.06 163.50		28.06 893.50	
	00.46 165.50		00.46 730.50	
	00.67 748.50		00.70 086.50	
✓	00.53 264.50	00.53 603.50	00.53 264.50	00.53 603.50
✓	00.14 638.50		00.15 316.50	
	00.24 243.50		00.24 356.50	
	00.39 950.50		00.41 419.50	
	77.05 239.50		77.25 320.50	
	00.18 531.50		00.51 456.50	
	77.84.116.50		77.84 455.50	
	77.77 916.76		77.59 045.76	
	00.73 963.50		00.74 528.50	
	upon request		upon request	
✓	00.40 570.76		00.40 570.76	
✓	00.50 007.95		00.50 007.95	
	00.54 979.95		00.54 979.95	
	05.40 634.95		05.41 019.95	
	00.55 318.95		00.55 318.95	
	00.81 082.50	00.81 195.50	00.81 082.50	00.81 195.50
	00.14 378.76		00.14 378.76	
✓	77.13 090.95		77.12 977.95	
✓	60.01 017.50		60.01 017.50	
	00.74 205.95		00.74 205.95	
	00.58 886.50		77.14 013.50	

KT3 with length of 1,713 mm				
FDP	06.32 658.50	06.33 758.50	06.18 194.50	06.23 731.50
✓	1,713			
✓	467		625	
✓	1,630	1,830	1,630	1,830
✓	77.50 773.50		77.50 773.50	
✓	77.34 772.50		77.24 768.50	
	(depending on quantity)		(depending on quantity)	
	(depending on quantity)		77.84 831.50	
✓	77.41 514.50	77.24 881.50	77.41 514.50	77.24 881.50
✓	77.85 489.50		77.36 294.50	
	77.34 659.50		77.93 954.50	
	77.76 946.50		77.87 613.50	
	77.05 239.50		77.25 320.50	
	00.18 531.50		00.51 456.50	
	77.84 342.50		77.84 229.50	
	77.77 916.76		77.59 045.76	
	–		–	
	upon request		upon request	
✓	00.40 570.76		00.40 570.76	
✓	00.50 007.95		00.50 007.95	
	00.54 979.95		00.54 979.95	
	05.40 634.95		05.41 019.95	
	77.41 401.95		77.41 401.95	
	–	–	–	–
	00.14 378.76		00.14 378.76	
✓	77.13 090.95		77.12 977.95	
✓	60.01 017.50		60.01 017.50	
	00.74 205.95		00.74 205.95	
	77.03 408.50		77.03 409.50	

Other accessories available on request.

01.03 KT3-X order picking trolleys

The order picking trolley in whatever size you want

- > External dimensions can be configured in small grid units
- > Extensive range of accessories
- > Load capacity up to 300 kg



As standard:
The quality swivel
castor from Wanzl

KT3-X
Equipment example

The basic model

Standard equipment: Chassis made of square tubing, side panels made of square tube frame with wire mesh, inserted into the chassis and screwed into place. One top static rod, screwed in between the side panels. The length can be configured in increments of 30 mm, the width in increments of 50 mm, and the height in increments of 100 mm.

Castors: 4 Wanzl swivel castors, Ø 125 mm. Rubber tread.

Surface finish: High-gloss galvanised, chrome-plated.

Order no.	06.85 080.50		
Technical data	Min.	Max.	Grid unit
Length (mm)	886	1,816	30
Width (mm)	410	810	50
Height (mm)	1,170	1,870	100
Total load capacity (kg)		300	
Load capacity per shelf (kg)		75/50	



Basic model

Configure your custom-made trolley today!

01.03 KT3-X order picking trolleys

■ **When order picking runs smoothly, the supply chain benefits.** The new KT3-X improves order picking efficiency as the unit can be individually tailored to your business requirements.



Scan QR code to watch video.

Accessories for a variety of uses

Handles (pair)

Made of steel tubing and coated in plastic. Paint: RAL 5002 Ultramarine blue and RAL 3000 Flame red.



Wire shelf

The shelves can be screwed into the 100 mm grid. Mesh size 100 x 30 mm.



Step

Folding metal step with three positions.



5th castor

Mechanical version. The trolley can be rotated 360° on the spot. Anti-static strap as accessory.



Writing board

The coated metal plate can be written on with a piece of chalk.



Clipboard

Attachable. The tilt angle is adjustable. With clamping strip.



Wire tray

Thanks to the narrow mesh size of 5 x 5 mm, your small items are safely contained.



Brake mechanism

Wanzl brake castors prevent the order picking trolley from rolling away.



Forklift loops for forklift trucks

For labour-saving transportation with most forklift models.



Forklift loops for low lift trucks

For labour-saving transportation with most low lift truck models.



01.04 KT4 order picking trolleys

Robust and extremely durable

- > Load capacity up to 600 kg
- > Matched to Euro standard box
- > System design with individual structure



KT4 basic model with accessories
Dimensions (mm): L 1,306 x W 806 x H 1,650

The basic model



Standard equipment: Chassis made of square tubing with non-slip wooden support. Side sections made of square tube frame with wire mesh, inserted into chassis and screwed into place. Wooden shelves can be screwed in at height increments of 100 mm.

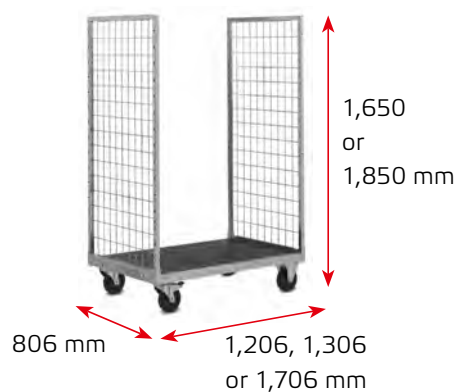
Castors: 2 fixed castors and 2 swivel castors, Ø 160 mm, optionally with brake or central brake. Elastic tread.

Surface finish: High-gloss, galvanised, chrome-plated.

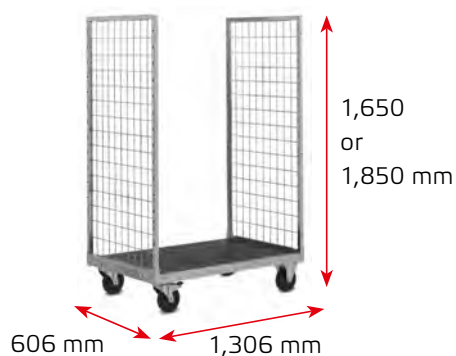
01.04 KT4 order picking trolleys

Basic measurements

Width 806 mm



Width 606 mm



Accessories for a variety of uses

Wire rear panel

Riveted. Consisting of two wire mesh elements.



Shelf

With non-slip wooden support. Optional anti-slip guard with 10 mm overhang.



Push bar

Made of steel tubing and coated in plastic. Paint: RAL 5002 Ultramarine blue and RAL 3000 Flame red.



Clipboard

Attachable. The tilt angle can be adjusted. With clamping strip.



Writing board

With clip. The coated metal plate can be written on with a piece of chalk.



Step

Folding metal step with three positions.



Forklift loops for forklift trucks

For labour-saving transportation with most forklift models.



Central brake

for locking all swivel castors simultaneously via foot-operated arm



01.04 KT4 order picking trolleys

Transport with forklift

■ **The optional forklift loops** enable labour-saving transportation in combination with most forklift models.

Note: Forklift insertion on the short side is only possible in conjunction with castor set diameter 125 mm and additional insertion aid for forklift trucks (available on request).



			KT4			
<p>Forklift loops, dimensions in mm</p>						
Basic model order no.			For KT4 with height (C) of 1,650 For KT4 with height (C) of 1,850	06.00 500.50 06.00 501.50	06.00 506.50 06.00 507.50	06.00 502.50 06.00 503.50 06.00 504.50 06.00 505.50
A x B, length x width (mm)				1,206 x 806	1,306 x 606	1,306 x 806 1,706 x 806
Total load capacity (kg)				600	600	600
Chassis load capacity (kg)				200	200	200
Load capacity per shelf (kg)				150	150	150
Structural elements						
	Rear panel grate Riveted on, mesh size 75 x 100 mm	For KT4 with height (C) of 1,650 For KT4 with height (C) of 1,850	77.54 286.50 77.54 399.50	77.54 060.50 77.54 173.50	77.54 060.50 77.54 173.50	77.53 721.50 77.53 947.50
Shelves						
	Shelf with non-slip wooden surface, screw in Useful area W x D in mm (without rear panel)		77.52 252.50 1,139 x 800	77.52 591.50 1,239 x 600	77.52 365.50 1,239 x 800	77.52 478.50 1,639 x 800
	Compartment divider Made of sheet metal		77.97 081.50	-	77.97 081.50	77.97 081.50
	Anti-slip guard for shelf and chassis, 10 mm projection		77.78 581.50	77.78 694.50	77.78 694.50	77.78 807.50
Accessories						
	Push bar handle made of plastic coated steel tube in RAL 5002 Ultramarine blue or RAL 3000 Flame red		77.54 512.76	77.54 625.76	77.54 512.76	77.54 512.76
	Writing board Coated metal board with clamping strip, jet black surface		77.54 738.95	77.54 738.95	77.54 738.95	77.54 738.95
	Clipboard Attachable, adjustable angle, with clamping strip		00.50 007.95	00.50 007.95	00.50 007.95	00.50 007.95
	Forklift loops With underbody protection		77.54 851.50	77.64 004.50	77.54 851.50	77.54 851.50
	Step Folding, 3 positions, with non-slip chequered rubber surface		77.54 964.50	77.55 077.50	77.54 964.50	77.54 964.50
	Wire tray for small items, plastic coated in RAL 9005 Jet black, W 235 x D 170 x H 135 mm, mesh size 5 x 5 mm		00.14 378.76	00.14 378.76	00.14 378.76	00.14 378.76
Castor sets						
	Castor set Ø 160 mm 2 swivel castors, incl. 1 with brake + 2 fixed castors		60.07 690.00	60.07 690.00	60.07 690.00	60.07 690.00
	Castor set Ø 160 mm 2 swivel castors, with central brake + 2 fixed castors		60.08 142.00	60.07 577.00	60.08 142.00	60.08 142.00
	Castor set Ø 125 mm for forklift insertion on short side 2 swivel castors + 2 fixed castors, with guidance device for forklift		available on request			

01.05 KT-T order picking trolleys

For small picking orders or as a mobile workstation


- > Compact height at just 1,230 mm
- > Numerous accessories from the KT3 series
- > Load capacity of up to 300 kg



KT-T basic model with accessories



Hook-in shelf at 50 mm intervals, height-adjustable



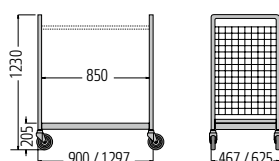
Plastic shelf guard

Standard equipment: Base frame of the KT3 series, only with height 1,230 mm.

Castors: 4 Wanzl swivel castors, rubber tread.

Optional: 5. castor, fitted in the centre for easy manoeuvrability. This enables the trolley to turn on the spot.

Surface finish: High-gloss galvanised, chrome-plated.



	KT-T			
Basismodell Best.-Nr.	06.00 210.50	06.00 211.50	06.00 212.50	06.00 213.50
Length x width (mm)	900 x 467	900 x 625	1,297 x 467	1,297 x 625
Height (mm)	1,230	1,230	1,230	1,230
Castors Ø (mm)	125	125	125	125
Mesh size (mm)	50 x 50	50 x 50	50 x 50	50 x 50
Load capacity per shelf (kg)	75	75	75	75
Total load capacity (kg)	200	200	300	300
Accessories				
Horizontally fitted handle in red, green or blue	00.41 158.76	00.73 301.76	00.41 158.76	00.73 301.76
Wooden shelf, screw in	00.70 538.50	00.70 312.50	00.67 748.50	00.70 086.50
Wire shelf, attachable	00.14 299.50	00.15 994.50	00.14 638.50	00.15 316.50
Wire shelf, attachable, with raised edge of 25 mm	00.22 661.50	00.23 791.50	00.24 243.50	00.24 356.50
Rear panel grate	00.57 919.50	00.57 919.50	00.58 145.50	00.58 145.50
Anti-static strap	00.74 205.95	00.74 205.95	00.74 205.95	00.74 205.95
5th castor	60.01 017.50	60.01 017.50	60.01 017.50	60.01 017.50

For further accessories, see page 20-21.

01.06 Ecoline order picking trolleys

For order picking with Euro standard boxes

- > Holds up to 8 boxes
- > Optionally with scanner holder, tray and bag holder
- > With optional 5th castor for easy manoeuvring on the spot



ECOLINE
With swivel castors Ø 75 mm and 5th castor

When equipped with 5th castor, it can be rotated 360° on the spot



ECOLINE
With Wanzl swivel castors Ø 125 mm



Standard equipment: Chassis made of square tube frame. 8 compartments for European standard boxes measuring 600 x 400 mm. Maximum height of boxes: 250 mm

Euro standard boxes not included in the scope of delivery.

With optional scanner holder, metal tray and metal hook for bags.

Castors: 4 swivel castors, rubber tread. Including deflector rings made of rubber. Optionally with fifth castor, fitted in the centre for easy manoeuvrability.

Surface finish: High-gloss galvanised, chrome-plated.

	Ecoline	Ecoline
		
Order no.	06.16 504.95-0000	06.16 504.95-0002
Length (mm)	1,130	1,130
Width (mm)	663	663
Height (mm)	1,232	1,288
Castors Ø (mm)	75	125
Load capacity per shelf (kg)	20	20
Total load capacity (kg)	160	160
Accessories		
Scanner holder	incl.	67.00 275.07
Metal tray	incl.	upon request
Metal hook for empty bags	incl.	77.95 022.50
5th castor	incl.	-

01.07 KT-G order picking trolleys

The agile companion for online food retailers

- > 2 ergonomic pairs of handles
- > Low space requirement
- > Practical small items basket to hang on the trolley




KT-G

Standard equipment: Side panels made of square tube frame with two ergonomic plastic push handles each. Two wire mesh storage baskets. Includes small items basket for hanging on the trolley and two bag holders.

Castors: 4 Wanzl swivel castors, rubber tread. Including deflector rings made of rubber.

Surface finish: High-gloss galvanised, chrome-plated.

KT-G	
	
Order no.	06.18 538.50-0000
Length (mm)	993
Width (mm)	450
Height (mm)	1,197
Castors Ø (mm)	125
Load capacity per shelf (kg)	35
Total load capacity (kg)	70
Replacement equipment	
Small items basket to hang on the trolley	00.14 378.76-0000

02 Roll cages



02 Roll cages

Tough transport experts

■ **Roll cages are an essential part of store logistics for food retailers.** They can be used to quickly and efficiently transport picked goods from the central warehouse to the stores. They are even considered to be the most widely used load carriers in this industry. But roll cages are not just popular with food retailers. This form of transport is also ideal for furniture stores, clothing companies, electronics stores and contract logistics.

■ **At Wanzl, we place a high value on robust construction and reliable functionality for our roll cages.** Ultimately, the mobile load carriers are essential for fast loading and unloading of trucks in central warehouses and their branches. Our high quality products are also designed to keep the workloads of the employees as light as possible.

02.01 RC/E1 roll cages

Light and robust

- > *Lightweight design with plastic base plate*
- > *Detachable side panels*
- > *With optional rear section*



RC/E1 basic model with a height of 1,540 mm

Fixing clamps

The side panels are detachable and are fastened securely to the chassis with clips.



Standard equipment: Base plate made of plastic, with wide supporting rails. Side panels made of round tube frame with flat steel mesh, integrated fixing clips.

Castors: 2 fixed and 2 swivel castors made of polyamide.

Surface finish: Side panels with high gloss, galvanised, chrome-plated finish.

Rear section (optional)

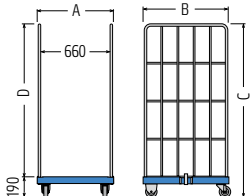


Plastic connection elements secure the rear panel to the two side panels.



Wire shelf (optional)

The wire shelf can be attached at an interval of 360 mm.



	RC/E1	RC/E1
		
Order no.	06.13 108.95-V001	06.13 108.95-V002
A x B x C, length x width x height (mm)	720 x 815 x 1,540	720 x 815 x 1,640
D, loading height (mm)	1,350	1,450
Mesh size (mm)	335 x 150	360 x 150
Castors Ø (mm)	108	108
Total load capacity / per shelf (kg)	500 / 75	500 / 75
Weight (kg)	23	23
Accessories		
Back section	00.92 424.50	00.18 101.50
Wire shelf	28.04 970.50	28.04 970.50
Wooden shelf	00.18 111.50	00.18 111.50
Textile tension belt	00.22 467.00	00.22 467.00
Rubber tension belt	00.14 207.07	00.14 207.07

02.02 RC/S1 roll cages

Fully closed design

> *Lightweight design with plastic base plate*

> *Locking mechanism*

> *Available in 3 different heights*



RC/S1

Basic model with a height of 1,950 mm
incl. wire shelf (accessory)

Retaining hook

Additional door fixing
makes unauthorised access
more difficult.



Locking mechanism

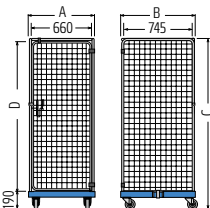



The metal lock bar can also
be secured with a padlock,
if required.



Standard equipment: Chassis made of plastic, with wide supporting rails. Container structure made of round tube frame with wire mesh, integrated clips. Door with plastic hinges. Opening angle 270°.

Castors: 2 fixed and 2 swivel castors made of polyamide.

Surface finish: High-gloss galvanised, chrome-plated.

	RC/S1	RC/S1	RC/S1
			
Order no.	06.05 539.95	06.05 537.95	06.05 538.95
A x B x C, length x width x height (mm)	720 x 810 x 1,650	720 x 810 x 1,850	720 x 810 x 1,950
D, loading height (mm)	1,450	1,650	1,750
Mesh size (mm)	50 x 50	50 x 50	50 x 50
Castors Ø (mm)	108	108	108
Total load capacity / per shelf (kg)	500 / 75	500 / 75	500 / 75
Weight (kg)	45	55	65
Accessories			
Wire shelf	28.07 345.50	28.07 345.50	28.07 345.50
Wire shelf, with raised edge on one side	28.09 040.50	28.09 040.50	28.09 040.50

02.03 RC/S8 roll cages

Narrow structure with metal chassis

- > Fully closed
- > Design with 2 fixed castors
- > Locking mechanism



RC/S8

Basic model with attachable wire shelf (accessories)

Locking mechanism

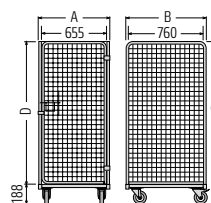
The metal lock bar can also be secured with a padlock, if required.



Standard equipment: Metal chassis. Square tube frame with wire support surface, strengthened with reinforcing strips. Container structure made of square tube frame with wire mesh, screwed on and riveted. Door with metal hinges. Opening angle 270°.

Castors: 2 fixed and 2 swivel castors made of polyamide.

Surface finish: High-gloss galvanised, chrome-plated.



RC/S8



Order no.

06.21 639.50

A x B x C, length x width x height (mm)

720 x 810 x 1,645

D, loading height (mm)

1,457

Mesh size (mm)

50 x 50

Castors Ø (mm)

125

Total load capacity / per shelf (kg)

500 / 75

Weight (kg)

45

Accessories

Wire shelf

28.22 981.50

Wire shelf, with raised edge on one side

28.22 980.50

02.04 RC/S9 roll cages

Optimised loading platform for truck transport

- > **Fully closed**
- > **Locking mechanism**
- > **With optional wooden shelf**



RC/S9 Equipment example
with height of 1,925 mm

Locking mechanism

Latching 3-point locking element for security during transport.

The locking mechanism can be secured with a padlock if required.



Brake (optional)

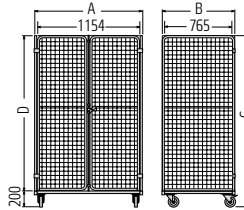


Swivel castor set with 2 brakes for a secure position.



Standard equipment: Metal chassis. Square tube frame with wire support surface, strengthened with reinforcing strips. Container structure made of square tube frame with wire mesh, riveted. Door with metal hinges. Opening angle 270°.

Castors: 4 swivel castors made of polyamide

Surface finish: High-gloss galvanised, chrome-plated.

	RC/S9	RC/S9
		
Order no.	06.13 221.50	06.13 223.50
A x B x C, length x width x height (mm)	1,205 x 810 x 1,660	1,205 x 810 x 1,925
D, loading height (mm)	1,460	1,705
Mesh size (mm)	50 x 50	50 x 50
Castors Ø (mm)	125	125
Total load capacity / per shelf (kg)	500 / 75	500 / 75
Weight (kg)	65	74
Accessories		
Wire shelf	28.01 525.50	28.01 525.50
Wire shelf, with raised edge on one side	28.01 526.50	28.01 526.50
Wooden shelf	00.84 684.95	00.84 684.95

02.05 RC/N3 type 1 roll cage

Optimised for transporting European standard boxes

- > Can be nested to save space
- > With wire shelf as standard
- > Basis for many customer specific variants



RC/N3 TYPE 1 basic model
Supplied without standard boxes.

Can be nested to save space

Space requirement in row

per roll cage	290 mm
10 roll cages	3,480 mm
50 roll cages	15,080 mm



Step rail

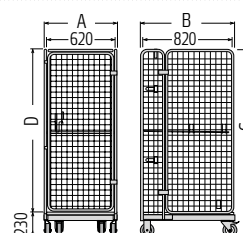
The integrated foot-operated rail aids movement over steps and door sills.



Standard equipment: Chassis made of square tube frame, curved. Hinged support surface made of flat steel frame with wire, with flat steel reinforcing strips. Container structure made of round tube frame with wire mesh and plastic hinges. Door opening angle 270°.

Castors: 2 fixed castors, 2 swivel castors with brakes. Elastic tread, grey.

Surface finish: High-gloss galvanised, chrome-plated.



RC/N3 type 1



Order no.	06.08 927.50
A x B x C, width x depth x height (mm)	680 x 870 x 1,715
D, loading height (mm)	1,485
Mesh size (mm)	50 x 50
Castors Ø (mm)	125
Total load capacity / per shelf (kg)	400 / 75
Weight (kg)	48

02.06 RC/N3 type 2 roll cages

Optimised for loading platforms for truck transport

- > *Can be nested to save space*
- > *Narrow design*
- > *With wire shelf as standard*



RC/N3 TYPE 2 basic model

Can be nested to save space

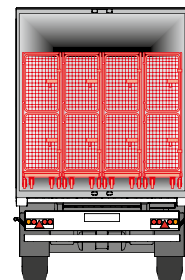
Space requirement in row

per roll cage	300 mm
10 roll cages	3,500 mm
50 roll cages	15,550 mm



Optimised dimensions for truck transport

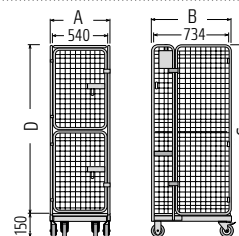
Thanks to the narrow width of 600 mm, 4 roll cages can be arranged next to each other in most truck trailers.



Standard equipment: Square tube frame chassis, curved. Hinged support surface made of flat steel frame with wire, with flat steel reinforcing strips. Container structure made of round tube frame with wire mesh and plastic hinges. Door opening angle 270°.

Castors: 2 fixed castors, 2 swivel castors, incl. 1 with brake. Elastic tread, grey.

Surface finish: High-gloss galvanised, chrome-plated.



RC/N3 type 2




Order no.	06.36 387.50
A x B x C, width x depth x height (mm)	600 x 802 x 1,900
D, loading height (mm)	1,750
Mesh size (mm)	50 x 50
Castors Ø (mm)	125
Total load capacity / per shelf (kg)	400 / 75
Weight (kg)	51


02.07 RC/N9 standard roll cages

Ideal for food retailing

- > Can be nested in a single motion
- > With metal or plastic base
- > Standard version with a width of 760 mm



RC/N9 Standard
2-sided with sheet metal base plate
and rubber tension belts (accessory)



RC/N9 Standard
4-sided with plastic base
plate and plastic shelf
(accessory)

*Can be nested to
save space*

Space requirement in row

per roll cage	245 mm
10 roll cages	3,272 mm
50 roll cages	13,562 mm



Floor attachment with magnets

The base plate can be folded up and down using a handle. The panel is equipped with magnets that fix the panel to either the side panel or the chassis.

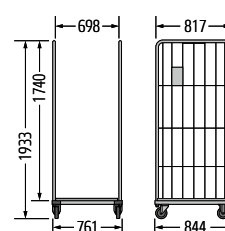




Standard equipment: Z-shaped chassis made of square tube frame with profile caps in green (front) and red (rear). Two side panels made of round tube frame with wire mesh. Hinged metal or plastic foot plate in RAL 5005 signal blue. Including 2 textile tension belts.

4-sided design: Side panels with 1 door each at the front and rear for a closed structure. Includes screwed-in static rod at the top for stabilisation.

Castors: 2 swivel castors and 2 fixed castors made of polyamide.

Surface finish: High-gloss galvanised, chrome-plated.




	RC/N9 2-sided	RC/N9 4-sided
		
Order no. with metal base	06.90 515.50-V001	06.90 515.50-V002
Order no. with plastic base	06.90 515.50-V003	06.90 515.50-V004
Length x width x height (mm)	846 x 760 x 1,924	846 x 760 x 1,949
Castors Ø (mm)	125	125
Total load capacity (kg)	350	350
Weight with sheet metal base (kg)	51.4	54.8
Weight with plastic base (kg)	42.5	36.2
Accessories		
Wire shelf	77.46 764.50-0000	
Plastic shelf, blue	77.29 814.95-5005	
Textile tension belt	00.14 207.07-0000	
Castor set, elastic tread, Ø 125 mm	60.72 218.00-0000	

02.08 RC/N9 Slim roll cages

Ideal for food retailing

- > Can be nested in a single motion
- > With metal or plastic base
- > Narrow design with a width of 475 mm



RC/N9 SLIM
2-sided with sheet metal base plate



RC/N9 SLIM
4-sided, with plastic base plate

Can be nested to save space

Space requirement in row

per roll cage	360 mm
10 roll cages	4,177 mm
50 roll cages	18,577 mm



Floor attachment with magnets

The base can be folded up and down using a handle. The panel is equipped with magnets that fix the panel to either the side panel or the chassis.



Standard equipment: Z-shaped chassis made of square tube frame with profile caps in green (front) and red (rear). Two side panels made of round tube frame with wire mesh. Hinged metal or plastic foot plate in RAL 5005 signal blue. Including 2 textile tension belts.

4-sided design: Side panels with 1 door each at the front and rear for a closed structure. Includes screwed-in static rod at the top for stabilisation.

Castors: 2 swivel castors and 2 fixed castors made of polyamide.

Surface finish: High-gloss galvanised, chrome-plated.

	RC/N9 Slim 2-sided	RC/N9 Slim 4-sided
Order no. with metal base	06.90 514.50-V001	06.90 514.50-V002
Order no. with plastic base	06.90 514.50-V003	06.90 514.50-V004
Length x width x height (mm)	846 x 475 x 1,924	846 x 475 x 1,924
Castors Ø (mm)	125	125
Total load capacity (kg)	350	350
Weight with sheet metal base (kg)	37.8	47.5
Weight with plastic base (kg)	45	33.3
Accessories		
Wire shelf	77.46 990.50-0000	
Plastic shelf, blue	77.29 927.95-5005	
Textile tension belt	00.14 207.07-0000	
Castor set, elastic tread, Ø 125 mm	60.72 218.00-0000	

02.09 Package roll cages

Modular design for individual solutions

- > Available as an open or closed version
- > Can be nested to save space when not in use
- > Many equipment options



PACKAGE ROLL CAGES

Closed design, side panels and rear panel made of wire mesh, with optional accessories



PACKAGE ROLL CAGES

Closed design, side panels and rear panel made of sheet metal, with optional accessories

■ **Online retail is booming, and so is the number of parcels to be delivered.** And the trend is still rising. Handling enormous numbers of parcels and being able to supply customers on time requires smooth intralogistics. Durability and customised configuration of transport aids are crucial success factors for effective work processes in virtually uninterrupted operations.

02.09 Package roll cages

Nestable design: L-frame

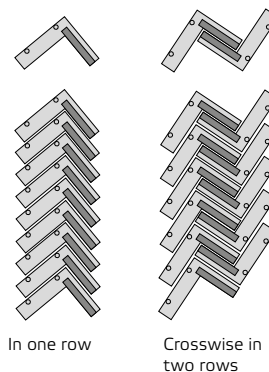
■ **Can be folded up in an instant and stowed away to save space:** package roll cages from Wanzl can be efficiently stored when empty or transported in a truck. For ideal storage, the package roll cages are arranged either in one row or crosswise in two rows.



1 INITIAL FORM


The package roll cages must be completely unloaded.

STORAGE IN ROWS



In one row

Crosswise in two rows



2 FOLD UP THE BASE PLATE

The base plate can be folded up using a pedal.



3 FOLDING THE SIDE SECTION

If the base plate is folded up, a side section can be folded inwards.



4 PUSH TOGETHER

For space-saving storage, several roll cages can be pushed into each other.

02.09 Package roll cages – basic design

Sheet metal or wire mesh versions



PACKAGE ROLL CAGES

Open design,
side sections and rear panel made of sheet metal

■ **Wanzl package roll cages meet high standards** down to the very last detail. Due to the wide range of requirements, we have developed a modular system which you can use to design your own customised package roll cage. Be it with a sheet metal or wire mesh body, completely closed or open design, for use in a tugger train or easy manoeuvring by hand, the many equipment options meet numerous requirements.

See for yourself!



PACKAGE ROLL CAGES

Closed design,
side panels and rear panel made of wire mesh,
with optional fixing device,
wire mesh door and lid



02.09 Package roll cages – basic design

Design

Basic dimensions:

Base area: 1,200 mm x 800 mm
 1,200 mm x 1,000 mm
 Heights: 1,600 | 1,700 | 1,800 | 1,900 mm
 Load capacity: max. 750 kg

Surface finish: High-gloss galvanised, chrome-plated

Side sections and rear panel:

- Made of sheet metal
- Made of wire mesh

Open design:

- Consisting of chassis, 2 side sections, rear panel
- With lashing straps for securing load

Closed design:

- With lockable mesh doors, swivels 270°
- With folding top shelf made of wire mesh

Chassis:

- Folding base plate with sheet metal support
- Folding base plate with non-slip wooden support
- Folding base plate in mesh design

Castor set:

With aluminium wheel body and elastic tread. Electrically conductive.

Set 1: 4 swivel castors, Ø 140 mm,
 2 of which have a directional locking device

Set 2: 4 swivel castors 140 mm in diameter, 2 of which
 with a directional locking device and 2 with
 castor brakes

Set 3: 4 swivel castors 160 mm in diameter, 2 of which
 with a directional locking device

Set 4: 4 swivel castors 160 mm in diameter, 2 of which
 with a directional locking device and 2 with castor
 brakes



02.09 Parcel roll cages – optional equipment

Numerous accessories for individual solutions

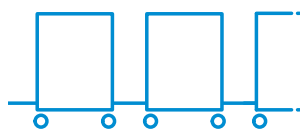
Coupling

Easy and safe operation by foot. Designed with one pedal for a width of 800 mm or two pedals for a width of 1,000 mm.



Drawbar

To fold down for max. 5 roll cages in the train. A spring mechanism allows the drawbar to be folded up automatically.

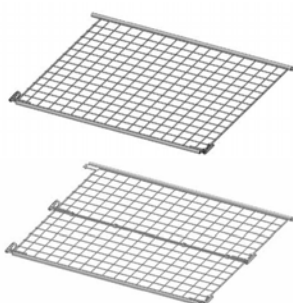


Max. 5 in a train



Lid made of wire mesh

The wire lid is available in two versions. It can either be folded down completely to the rear for filling the roll cage from above or it can only be folded down inwards if filling from the top is to be prevented.



Wire mesh doors

2-wing or 4-wing mesh doors with metal hinges. Opening angle 270°. The locking mechanism can be additionally locked with a padlock to prevent theft.



Clipboard

With clip. For side panels made of sheet metal or wire mesh. For A4 portrait format documents.



Insert frame

Made of transparent plastic. For documents in A5 landscape format. Dimensions 156 x 127 mm.




Foldable handle

For ergonomic pushing and pulling of the roll cage at the desired handle height.



Handle bars

As a manoeuvring aid on the right or left side section or on the rear panel.



02.09 Parcel roll cages – optional equipment

Fixing mechanism

When the fixing mechanism is actuated, two feet are extended to prevent the cage from rolling away. This feature ensures safe loading and unloading and is particularly advantageous on truck loading platforms.



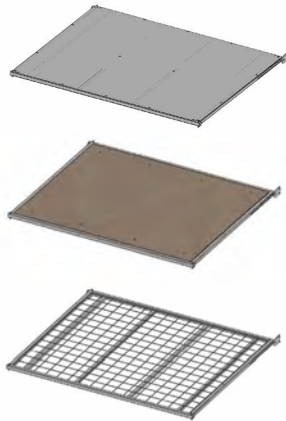
Release for castors with a directional locking device

For directional stability, two of the four swivel castors are permanently locked as fixed castors. For enhanced manoeuvrability during manual handling, the castors can be converted back into swivel castors via a lever function.



Folding shelf

The shelf is available with a sheet metal, non-slip wood or wire mesh support.



Tension belts

Set of 3. Version with plastic or metal buckle:

- With black plastic buckle and black strap
- With metal buckle and blue strap.



Safety net

Additional protection for open roll cage design. Available for all roll cage heights.



Customisable lettering

Attached to the left side panel. As a sticker or milled out on the narrow side panel.



Wi-Fi and radio network tracker

So that no package roll cages will be lost in the future. The tracker regularly sends position data and is optimised for minimal costs and maximum service life. With WiFi positioning, it can be used worldwide in material logistics and in the postal parcel delivery environment.

Duration of use: Up to 7 years with 3 messages per day.

Locating:

Via WiFi (approx. 50 m) and 0G radio network (1-10 km)



03 Transport trolleys



03 Transport trolleys

Efficient handling of goods

■ **Upon receiving products,** goods often require unpacking prior to onward transportation. Our mobile box containers are always close by and provide impressive capacity for disposing of boxes and film. The goods then need to be made available in the warehouse straight away. Rapid onward transport to the order picking warehouse also keeps the space required in the incoming goods area as small as possible. Our wide range of large and small transport trolleys is available to support you with this task.

■ **Whether for single packing stations** or packaging lines, sufficient packaging material should always be available. With our cardboard transport trolleys, you can quickly transport large and small shipping boxes to the packing stations, helping to ensure short shipping lead times.

03.01 SP special transporters

For transporting bulky items

- > *Ergonomically designed handle*
- > *Non-slip wooden platform*
- > *Nesting*



SP2

With castors Ø 160 mm

Standard equipment: Frame made of flat oval tubing, arms made of round tubes with ergonomically shaped handles made of shatter-proof plastic. Frost- and water-resistant wooden platform with all-round protective frame made of square tubing.

SP3: With side support bracket.

Castors: 2 Wanzl fixed castors and 2 Wanzl swivel castors, rubber tread.

Surface finish: High-gloss galvanised, chrome-plated.

03.01 SP special transporters

■ **The SP special transporter can be used anywhere** there is a need to transport bulky materials and heavy components without extensive effort. With skids as standard, it is easy to nest the transporters as well.

SP3



Ample leg room

The trolley is easy to push without risk of injury.



Colours, optional

For a CI-compliant design, 5 standard colours are available for the handles.

Flame red	RAL 3000	
Pure orange	RAL 2004	
Traffic green	RAL 6024	
Ultramarine blue	RAL 5002	
Anthracite grey	RAL 7016	

Quiet



Cushion roller and rubber absorber between wooden platform and frame to protect the device and reduce noise.



Can be nested to save space

The transport trolleys can be pushed together to save space.



	SP 2		SP 3	
				
Order no.	05.20 456.51	05.20 458.51	05.20 457.51	05.20 459.51
A x B x C, length x width x height (mm)	1,070 x 650 x 1,100	1,070 x 650 x 1,140	1,070 x 650 x 1,100	1,070 x 650 x 1,100
Platform length x width (mm)	940 x 540	940 x 540	980 x 560	980 x 560
Castors Ø (mm)	125	160	125	160
Load capacity (kg)	250	400	250	400
Weight (kg)	23	28	32	32
Nesting depth per trolley (mm)	325	325	325	325
Space requirement for 10 trolleys (mm)	3,770	3,770	3,770	3,770

03.02 Box containers

Lightweight design in two sizes, suitable for large volumes of waste

- > *Sturdy tube frame*
- > *Folding front panel*
- > *Can be folded to save space*



BOX CONTAINER
with length of 1,200 mm



BOX CONTAINER
with length of 1,620 mm

Standard design

Length 1,200 mm: Sturdy tube frame with wire mesh panelling. Front grid can be folded once.

Length 1,620 mm: Sturdy tube frame with wire mesh panelling. Front grate can be folded two ways.

Castors: 4 swivel castors, incl. 2 with brake. Rubber tread.

Surface finish: High-gloss galvanised, chrome-plated.

Can be nested to save space

The container is easy to fold and therefore saves space during storage.



Folding front panel

Depending on the container size, the front grate can be folded once or twice and enables easy loading and convenient access to the contents.



03.02 Box containers

■ For collection, provision or disposal of boxes, crates and large-volume packing materials.



1 DESIGN

Sturdy tube frame with wire mesh panelling

2 FOLDING

For easy loading

3 CASTORS

4 swivel castors, incl. 2 with brake. Rubber tread.

2 FOLDS FLAT

Can be folded flat in just a few steps for space-saving storage.

Box container		
Length	1,200 mm	1,620 mm
Order no.	06.22 488.50	06.24 952.50
Length x width x height (mm)	1,200 x 800 x 1,720	1,620 x 1,020 x 1,800
Mesh size (mm)	145 x 36	145 x 36
Castors Ø (mm)	125	125
Volume (litres)	1,200	2,300
Load capacity (kg)	100	200
Weight (kg)	40	77

03.03 Panel transporters

For transporting panels, windows, mattresses and much more

- > *With variable plug-in guide bars*
- > *Incl. 2 brakes for secure positioning when loading and unloading*
- > *Non-slip wooden platform*



PANEL
TRANSPORTERS

Variable plug-in guide bars

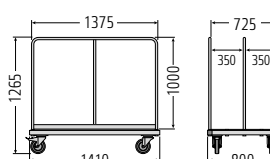
Five slots are available. Both the side bars and the central divider can be placed in different slots or removed.



Standard equipment: Chassis made of sturdy square tube frame with variably attachable side bar and divider. Wooden platform with non-slip screen embossing.

Castors: 4 bonded-on swivel castors, including 2 with brake.

Surface finish: High-gloss galvanised, chrome-plated.



Panel transporters



Order no.	06.41 585.50
Length x width x height (mm)	1,420 x 800 x 1,265
Castors Ø (mm)	160
Load capacity (kg)	400
Weight (kg)	62


03.04 KT-VP1 Cardboard packaging trolleys

For the provision of packaging materials

- > For unfolded boxes of various sizes
- > Incl. 2 brakes for secure positioning when loading and unloading
- > Numerous dividers



KT-VP1



The clever grate system enables a wide range of transportation options

Standard equipment: Side panels made of square tubing, with cross struts. Chassis and screwed-in shelf with non-slip wooden support. 5 compartment dividers at top, 4 compartment dividers at bottom. Pushing handle made of plastic coated steel tubing in blue or red.

Castors: 4 swivel castors, incl. 2 with brake. Elastic tread.

Surface finish: High-gloss galvanised, chrome-plated.

KT-VP1	
Order no.	06.45 540.50-0002
Length x width x height (mm)	1,200 x 795 x 2,010
Castors Ø (mm)	125
Total load capacity (kg)	125
Top shelf load capacity (kg)	50
Chassis load capacity (kg)	75
Weight (kg)	70

04 Pallet systems



04 Pallet systems

Efficient warehousing

- **The pallet is a central factor** in the warehouse and in logistics. Storage areas, stowage space in vehicles and packing units for retail are designed based on its measurements. The many useful properties of the pallet are given a new dimension with the use of a Wanzl pallet box.
- **Our warehouse and logistics range** includes versatile pallet containers as well as practical pallet boxes. Extra unused pallet boxes and containers can be folded up and stacked to save space.
- **If you want to equip your warehouse** with new space-saving solutions, then let Wanzl's experts advise you – quickly, with no obligation.

04.01 Pallet boxes

Efficient use of empty overhead storage space

- > Fast way to expand your storage space for seasonal order peaks
- > Water-permeable design
- > Sturdy wire shelves for screwing in place



PALLET BOXES



With our pallet boxes, every corner of the warehouse can be used sensibly and accurately. The pallet spaces are divided several times by the wire shelves so that empty overhead storage space can be used efficiently. This allows you to increase your storage capacity cost-effectively while maintaining the same floor space.

Standard equipment: Chassis made of square tubing with wire mesh. Screwed structure. 1 side open: short or long side. Optional screw-in shelves. Delivery without wooden pallet.

Surface finish: High-gloss galvanised, chrome-plated.

Pallet boxes	Height 1,750 mm	Height 1,850 mm	Height 2,350 mm	Transverse, height 1,850 mm
	Short side open	Short side open	Short side open	Long side open
Order no.	06.73 790.50-0000	06.11 193.50-0000	06.11 306.50-0000	06.11 193.50-0001
Length x width (mm)	1,208 x 828	1,208 x 828	1,208 x 828	1,208 x 828
Height incl. pallet (mm)	1,757	1,857	2,357	1,857
Load capacity per shelf (kg)	150	150	150	150
Total load capacity per pallet (kg)	500	500	500	500
Weight without pallet (kg)	35.5	36.5	43	36
Accessories				
Wire shelf to screw in	77.09 964.95	77.09 964.95	77.09 964.95	77.09 964.95
Wire shelf with scanner rail	28.35 709.50	28.35 709.50	28.35 709.50	-

04.02 RC/S9 pallet boxes

Efficient use of empty overhead storage space

- > Fast way to expand your storage space for seasonal order peaks
- > Wire shelves with optional raised edge for hanging on at an angle
- > Shelves with optional wooden support



PALLET BOX RC/S9, HEIGHT 1,635 MM
with 2 wire shelves (optional)



PALLET BOX RC/S9, HEIGHT 1,900 MM
with 3 wire shelves with raised edges (optional)

Standard equipment: 3-sided structure with lid made of sturdy square tubing with wire mesh for screwing onto wooden pallet. 1 long side open. Additional protective plates for pallet corners. Optional shelves for hanging.

Supplied without wooden pallet.

Surface finish: High-gloss galvanised, chrome-plated.

Pallet box, RC/S9	Height 1,635 mm	Height 1,900 mm
Order no.	06.13 221.50	06.13 223.50
Length x width (mm)	1,221 x 806	1,221 x 806
Height incl. pallet (mm)	1,635	1,899
Load capacity per shelf (kg)	75	75
Total load capacity per pallet (kg)	500	500
Accessories		
Straight wire shelf	28.01 525.50	28.01 525.50
Wire shelf, raised edge on one side 100 mm	28.01 526.50	28.01 526.50
Shelf with wooden support	00.84 684.95	00.84 684.95
2-leaf wire mesh door with locking mechanism	upon request	upon request

04.03 PA-X pallet boxes

For Euro pallets measuring 1200 x 800 mm

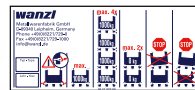
- > Stackable or mobile
- > Can be folded to save space
- > Fastening on pallet with 4 latching retaining bars



PA-X1/S
PALLET BOXES



PA-X1/N, mobile



SAFE HANDLING

Clear information on load capacity and stacking shown directly on the box

PA-X/S

Standard equipment: Sturdy pallet boxes in folding or closed design. Secure thanks to stacking corners with large support surface. 2 retaining bars each on the short sides. Mesh size 70 x 70 mm. Also available in non-stacking version.

Surface finish: High-gloss galvanised, chrome-plated.

PA-X1/N

Standard equipment: Like PA-X1/S, but without stacking corners and retaining bar.

Castors: Swivel castors Ø 100 mm, incl. 2 with brakes. Rubber tread.

Load capacity (mobile design): 150 kg

Divider (optional)

For hooking in.
Mesh size 73 x 70 mm.




Intermediate grate (optional)

Can be hooked in variably at 70 mm intervals. Load capacity 60 kg. Mesh size 25 x 125 mm.



04.03 PA-X pallet boxes

■ The **PA-X pallet box** is a handy solution for storing palletised goods and is highly flexible: it can be closed on all four sides or folded in any direction – anything is possible.



All models can be folded to save space.

Reliable fixture

Four **latching bars** on the short sides ensure the load is kept secure on the Euro pallet.

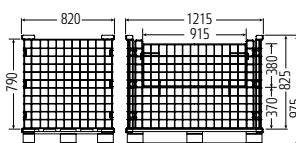


Safe stacking

Stacking corners with wide support surface and high edges which prevent the box from slipping.



Maximum load capacity / stacking



Dimensions in mm

PA-X/S pallet boxes		
Model	Load capacity	Stackability
PA-X1/S		max. 4x
PA-X2/S		1000kg
PA-X3/S		1000kg
PA-X4/S		1000kg
PA-X10/S	max. 1000kg	max. 2x 0 kg

PA-X/S pallet boxes		
Model	Load capacity	Stackability
PA-X5/S		max. 4x
PA-X6/S		500kg
PA-X7/S		max. 3x
PA-X8/S		750kg
PA-X9/S	max. 750kg	max. 2x
		750kg
		500kg
		0 kg

Extremely flexible: Folding of side sections depends on design.	PA-X/S pallet boxes					
	PA-X1/S	PA-X2/S	PA-X3/S	PA-X4/S	PA-X5/S	PA-X6/S
Pallet not included.						
Order no.	06.00 002.50	06.00 008.50	06.00 010.50	06.00 011.50	06.00 014.50	06.00 015.50
Length x width x height (mm)	1,215 x 820 x 975	1,215 x 820 x 975	1,215 x 820 x 975	1,215 x 820 x 975	1,215 x 820 x 975	1,215 x 820 x 975
Volume (litres)	700	700	700	700	700	700
Weight without pallet (kg)	26	25	27	27	27	26
Accessories						
Divider 715 x 725 mm	27.58 692.50	27.58 692.50	27.58 692.50	27.58 692.50	–	27.58 692.50
Intermediate grate 1,200 x 735 mm	28.61 392.50	28.61 392.50	28.61 392.50	28.61 392.50	28.61 392.50	28.61 392.50

Extremely flexible: Folding of side sections depends on design.	PA-X/S pallet boxes				
	PA-X7/S	PA-X8/S	PA-X9/S	PA-X10/S	PA-X1/N, mobile
Pallet not included.					
Order no.	06.00 012.50	06.00 004.50	06.00 013.50	06.00 009.50	06.15 481.50
Length x width x height (mm)	1,215 x 820 x 975	1,215 x 820 x 975	1,215 x 820 x 975	1,215 x 820 x 975	1,220 x 820 x 958
Volume (litres)	700	700	700	700	690
Weight without pallet (kg)	28	27	26	26	37
Accessories					
Divider 715 x 725 mm	27.58 692.50	–	–	27.58 692.50	27.58 692.50
Intermediate grate 1,200 x 735 mm	28.61 392.50	28.61 392.50	28.61 392.50	28.61 392.50	28.61 392.50

04.04 PA 300 pallet boxes

For Düsseldorf reusable pallets

- > Stackable
- > Can be folded flat to save space
- > With locking panel that can be folded once



PALLET BOX
PA 300/1

PALLET BOX
PA 300/2

Divider (optional)

For the longer side.

Dimensions 720 x 690 mm.

Mesh size 76 x 76 mm.



Safe stacking

Stacking corners with wide support surface and high edges which prevent the box from slipping.



Maximum load capacity / stacking height

PA 300		
Load capacity	Stacking height	
	max. 2x	max. 2x
max. 500 kg	0 kg 500 kg	500 kg 500 kg

Standard equipment: Sturdy grid construction with locking panel that can be folded once on the short or long side. Four latching retaining bars. Secure thanks to stacking corners with large support surface.

Supplied without pallet.

Surface finish: High-gloss galvanised, chrome-plated.

	PA 300/1	PA 300/2
Order no.	06.50 031.50	06.45 879.50
Length x width x height (mm)	820 x 615 x 825	820 x 615 x 825
Mesh size (mm)	77 x 70	77 x 70
Volume (litres)	340	340
Weight (kg)	19	17
Accessories		
Divider 720 x 690 mm	27.50 032.50	27.50 032.50

04.05 PC 1000/1 pallet containers

With load capacity of up to 1,000 kg

- > Stackable
- > Can be folded flat to save space
- > With locking panel that can be folded once



PC 1000/1 PALLET CONTAINER
stackable, with divider (accessories)

Collapsible to save storage space

Can be folded flat and stacked to save space for transport and storage.



Safe stacking

Stacking corners with wide support surface and high edges which prevent the box from slipping.

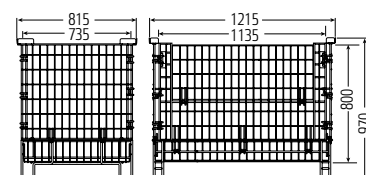


Maximum load capacity / stacking height

PC 1000/1	
Load capacity	Stacking height
max. 1000kg	max. 4x 1000kg 1000kg 1000kg 1000kg

Standard equipment: Sturdy grid construction with solid stacking feet made of wire. Stacking corners with large support surface. Side panels with edging wire. Self-closing locking mechanism. Front grid can be folded once.

Surface finish: High-gloss galvanised, chrome-plated.



PC 1000/1



Order no.	06.85 390.50
Length x width x height (mm)	1,215 x 815 x 970
Mesh size (mm)	100 x 50
Volume (litres)	650
Weight (kg)	66
Accessories	
Divider 705 x 750 mm	27.86 958.50

04.06 MC 300 pallet container

With half pallet dimensions 800 x 600 mm

- > Stackable
- > Can be folded flat to save space
- > Folding locking panel on the front



MC 300 PALLET CONTAINER

Safe stacking

Stacking corners prevent the box from slipping.



Collapsible to save storage space

Can be folded flat and stacked to save space for transport and storage.



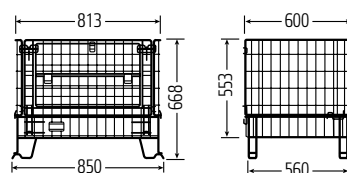
Folded

Maximum load capacity / stacking height

MC 300	
Load capacity	Stacking height
max. 300 kg	max. 3x 0 kg 0 kg 0 kg 0 kg
	max. 4x 300 kg 300 kg 300 kg 300 kg

Standard equipment: Sturdy grid construction with stacking feet made of wire. With locking panel on the long or short side, which can be folded once.

Surface finish: High-gloss, galvanised, chrome-plated.



MC 300



Order no.	06.02 324.50
Length x width x height (mm)	850 x 600 x 668
Mesh size (mm)	100 x 50
Volume (litres)	264
Weight (kg)	20
Accessories	
Divider	27.04 189.50

04.07 PC 80 pallet container

With quarter pallet dimensions 600 x 400 mm

- > Stackable
- > Can be folded flat to save space
- > With folding locking panel on both long sides



PC 80 PALLET CONTAINER

Collapsible to save storage space

Can be folded flat and stacked to save space for transport and storage.



Folded

Safe stacking

Stacking corners prevent the box from slipping.

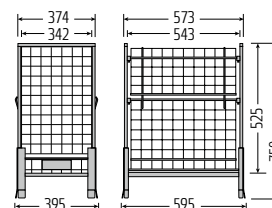


Maximum load capacity / stacking height

PC 80			
Load capacity	Stacking height		
	max. 3x	max. 3x	max. 3x
	0 kg	100 kg	100 kg
	0 kg	100 kg	100 kg
	0 kg	100 kg	100 kg
max. 100 kg			

Standard equipment: Sturdy grid construction with square tube frame. Sheet metal stacking feet. Model with locking panel on both long sides, which can be folded down once.

Surface finish: High-gloss galvanised, chrome-plated.



PC 80



Order no.	06.16 839.50
Length x width x height (mm)	595 x 395 x 750
Mesh size (mm)	50 x 50
Volume (litres)	200
Weight (kg)	11

04.08 System pallet

Mobile pallet shelving

- > Stock accessible from all four sides
- > Incl. 2 hook-in shelves
- > Shelves with non-slip wooden support



SYSTEM PALLET
Supplied without wooden pallet

Fixing

The chassis is screwed onto the wooden pallet on both sides.



Maximum load capacity / stacking height

System pallet	
Load capacity	Stacking height
max. 500 kg	Cannot be stacked!

Standard equipment: Screwed structure with side bars made of sturdy square tubing with bore holes for hook-in shelves, with two metal strips as connecting brackets at the upper end. 2 hook-in grates with non-slip surface.

Surface finish: High-gloss galvanised, chrome-plated.

System pallet	
Order no.	06.90 175.50
Length x width x height (mm) – incl. pallet	1,210 x 800 x 1,795
Hook-in shelf spacing (mm)	100
Load capacity per shelf (kg)	150
Weight with pallet (kg)	approx. 70 kg

04.09 Pallet bars

Stack pallets with goods in just a few simple steps

- > Suitable for Euro pallets measuring 1,200 x 800 mm
- > Available in heights of 820 mm or 995 mm
- > Easy to use



PALLET BAR TYPE 1
Height 820 mm,
hot galvanised

Supplied without
wooden pallet

PALLET BAR TYPE 2
Height 995 mm,
plastic powder coating

Easy to use

The bars are easy to fit. The retaining bars grip underneath the central bar of the pallet.



Safe stacking

The pallet blocks latch securely into the angled locking bar.

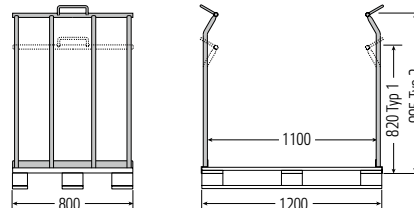


Maximum load capacity / stacking height

Pallet bar type 1 / type 2	
Load capacity	Stacking height
max. 1000kg	<div>max. 3x</div> <div>0kg 500kg</div> <div>0kg 500kg</div> <div>0kg 500kg</div>

Standard equipment: Round tube frame with two sturdy central bars. Frame and support bracket are welded. Locking bar is angled on the upper tie bar. Retaining profiles for variable assembly on long or short side of the Euro pallet.

Surface finish: Plastic powder-coated or hot galvanised.



Order no. (for plastic powder-coated)

Order no. (for hot galvanised)

Width (mm)

Height (mm)

Weight (1 pair in kg)

Pallet bar type 1



Pallet bar type 2



06.01 070.73

06.01 070.55

800

820

30

06.01 082.73

06.01 082.55

800

995

32.4

UPGRADE YOUR WAREHOUSE



From goods receipt to shipping

In the logistics and industry sectors, Wanzl is known for its durable wire order picking trolleys and roll cages. Our stackable pallet boxes quickly and cost-effectively expand existing storage areas and, with our mobile workstation featuring a powerful battery, employees in storage and production avoid inconvenient walking distances back to the office. But, we can do even more...



Safe access to the premises and sensitive locations

Benefit from our many years of expertise in the field of access control: Our portal turnstiles, for example, control secure access to the outdoor area of company premises. Also, to prevent inventory differences in the warehouse, we recommend our Galaxy Gate® access gate combined with a metal detector.



Upgrade your warehouse!

Planning and furnishing offices and break rooms

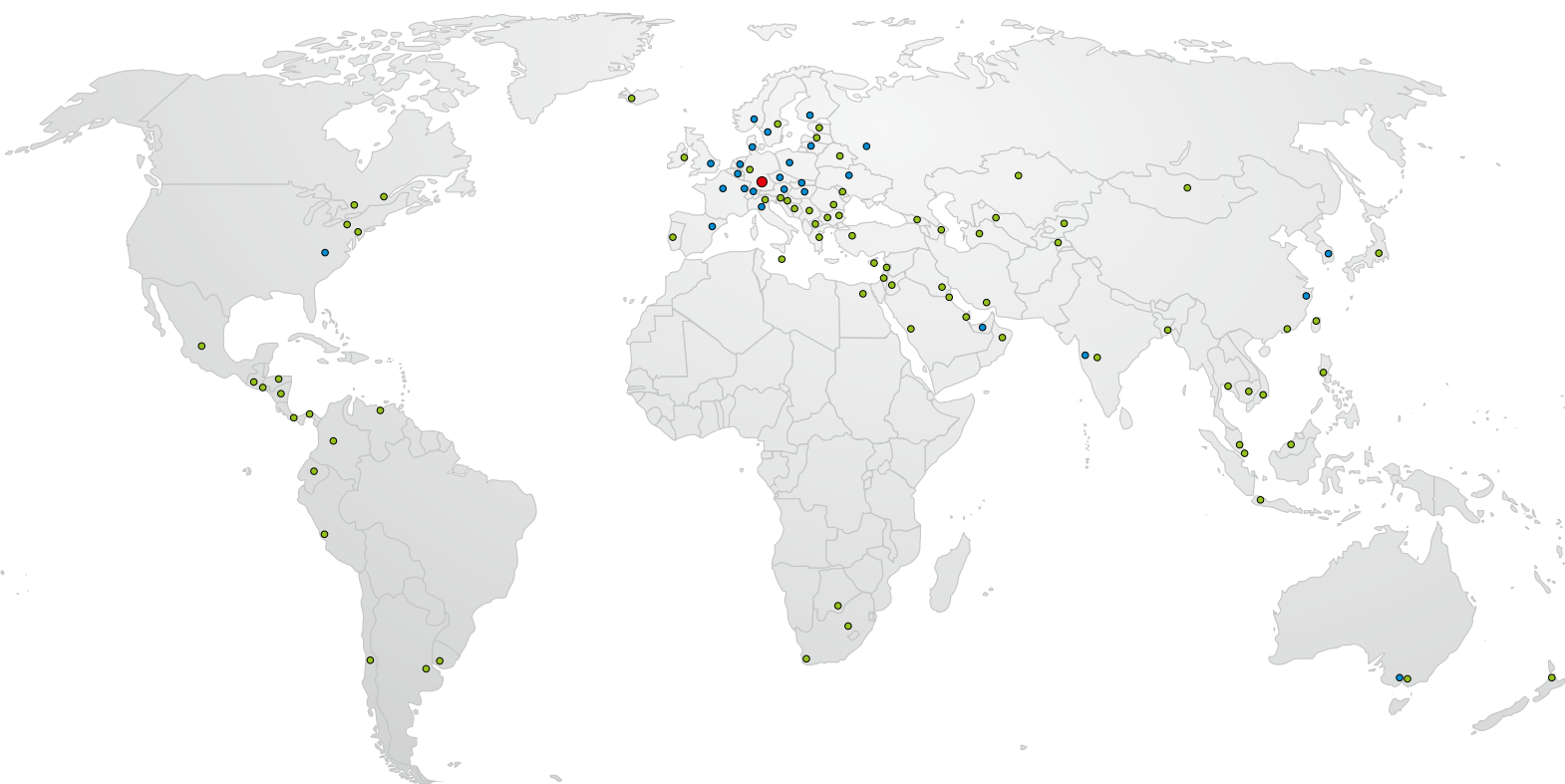
Our interior designers create contemporary spaces for a feeling of well-being – appealing and inspiring and, for break rooms, relaxing. Delight professionals with a modern working environment that meets both the economic requirements and the needs of employees.



Staff-free 24/7 shops

Depending on the location and size of the distribution centre, a connected 24/7 shop can be added in which customers can buy and take the warehouse products with them directly if required. Or you can offer your employees a small mini-store with ready-to-eat snacks, drinks and selected chemist's products instead of bland snack machines. We are your expert for 24/7 shop projects, both for permanent or even just temporary staff-free operation.





Wanzl worldwide

- Head Office
- Subsidiaries
- Partners



GERMANY

Wanzl GmbH & Co. KGaA
Rudolf-Wanzl-Straße 4
89340 Leipzig

Phone +49 (0) 82 21 / 7 29-0

info@wanzl.com

www.wanzl.com

GREAT BRITAIN

Wanzl Ltd.
Europa House
Heathcote Lane
Warwick CV34 6SP

Phone +44 (0) 1926 / 45 19 51

enquiries@wanzl.co.uk

www.wanzl.com

AUSTRALIA

Wanzl Australia Pty Ltd
37A Miles Street
VIC 3170 Mulgrave

Phone +61 (0) 3 / 9808 2299

info.au@wanzl.com

www.wanzl.com