



| FIT FOR THE FUTURE

Studio equipment "Made by Wanzl"

KEEP FIT WITH WANZL

Run your studio efficiently – with bespoke design

■ **Well over ten million people** in Germany are members of a gym or fitness chain – and it's a trend that is on the rise.

Beyond the original purpose of improving your strength and endurance, these establishments have long since developed into “oases of health” with a high lifestyle and communication factor.

Anyone looking to join a gym these days can choose between various comprehensive packages in which the style, design and functionality of the fitness environment play a dominant role.

The team here at Wanzl are paving the way for you:

- as a specialist for entrance and exit solutions that provides access gates, turnstiles or even multi-function terminals for gyms, as well as for other sport and healthcare facilities such as day spas or leisure pools
- as a specialist for staff-free access solutions with a high level of security for extended opening hours up to 24/7
- as a competent fitter of lockers for the changing area of your studio
- as a provider of software solutions for access management

More than 800 gyms in the German-speaking region already rely on Wanzl solutions: and this number is on the rise!



↑ **SAFE SEPARATION**

Wanzl turnstiles ensure quick and controlled access to protected areas for members.





*// Access solutions from Wanzl
for more efficient operations! //*

↑ CI TAKES PRIORITY!

Wanzl customers can choose the colour design of any finishes and illuminated glass elements to match the design of the entrance/exit zones.



**Do you want a permanent overview of your studio's
occupancy levels and your members' visiting times?**

With the **Wanzl Access Manager** management program, we provide studio operators with solutions that not only offer dashboard functions in conjunction with the hardware used, but can also make things easier for you in many ways with the automated transfer of entire work packages.

**→ SAFE STORAGE FOR
VALUABLES**


Our lockers offer optimal protection and comfort with efficient use of space and elegant design.



| 24/7 ACCESS TO YOUR STUDIO

Galaxy Gate 1.1 and Galaxyport swing doors

■ **With the Wanzl Galaxy Gate and the Galaxyport swing doors,** we offer you, as a studio operator, the ideal introduction to the world of digital access solutions and thus the best possible conditions for staff-free access control for your visitors and members. Thanks to integrated sensors and individually configurable security settings, unauthorised tampering to gain access to member areas can be effectively prevented. Another visual highlight: it impresses with timeless elegance and also provides orientation thanks to signal-controlled customer guidance systems.



↑ ↑ → GALAXY GATE ACCESS GATE

Controlled by sensors, the toughened safety glass swivel arms ensure optimum protection of passage zones and allow for variable opening and closing scenarios. Finishes can be freely adapted according to customer requirements and in line with their branding and interior design.

↑ INFO DISPLAY


The 7-inch info display shows key input and output data such as date, time, entry or blocking information.





↑ → GALAXYPORT SWING DOORS

The Wanzl Galaxyport extends Wanzl access solutions to offer barrier-free passage, so that wheelchair users, for instance, have clear access to your studio. It is designed as a real space-saver and allows for passages of up to 1,200 mm with a very small footprint. Individual branding and colour options transform it into your very own gate!



← GALAXYPORT

Entry and control functions for staff-free movement of members.



Digital access gates from Wanzl: safety first!

Be it tailgating, forcible pushing or holding open, climbing over or crawling under: our gate solutions, equipped with intelligent sensor technology, detect if anyone is attempting to gain unauthorised access to your studio, enabling staff-free access control.

You are also ideally equipped for emergencies:

- Certified escape route approval
- The panic function allows the access system to be pushed open in emergency situations
- Free rotation of the swivel arms without an electricity supply
- Optional Emergency OFF switch fitted on the gate or mounted externally
- Thanks to the fire alarm contact, the swivel arms open automatically in the event of emergency signals



wanzl

// Configure your
Galaxy Gate® 1.1 online now //



QUICK ACCESS – INDIVIDUAL SELECTION

Wanzl Sirio and EasyGo turnstiles

■ **Even with high levels of footfall,** Wanzl turnstiles such as Sirio and EasyGo ensure fast, consistently controlled access to your protected member and visitor areas. The turnstiles' rotary movements are triggered automatically by contact or contactlessly, as


required. Tampering attempts and unauthorised access can be effectively prevented or indicated immediately via an alarm. Special access options can be achieved in combination with the Galaxyport door, for example. EasyGo also requires minimal space.

↓ THE (CONTACTLESS) CONTACT

between cards and card readers is one of the easiest and fastest access options.

↓↓↓ TURNSTILES

are still one of the most popular entrance solutions for studios, as they can separate people clearly.



Functional down to the last detail

combined with a sophisticated safety concept: that is what's on offer with Sirio and EasyGo turnstiles from Wanzl.

You can choose between a two-arm or three-arm pivotal centre design to minimise the space required for your access zone. Made of robust stainless steel, each turnstile is equipped with light barriers and contact sensors and can be parameterised fourfold via the existing interfaces.

Depending on your studio's access concept, up to 25 people can be admitted and registered per minute.



↑ TWO-ARM EASYGO TURNSTILE:

Robust – sleek – elegant – reliable.

➤ EASYGO TURNSTILE FOR WALL MOUNTING

Equipment with optional LED clearance signal lights



↑ IDEAL EXTENSION FOR CONTROLLED ACCESS:

Wanzl partitions with glass elements

Comparison of access system functions

	Galaxy Gate	Galaxyport	Sirio	EasyGo
Passage width (in mm)	576, 976, 1,276	550, 1,200	550	550
Bi-directional entry & exit	✓	✓	✓	✓
Status indicator	✓	✓	✓	✓
Lighting package	✓	✓		
Stainless steel finish	✓	✓	✓	✓
Powder coating according to RAL (optional)	✓	✓		
Rate of traffic per minute	20	10	20	20
Wanzl Access Manager (optional)	✓	✓	✓	✓
Remote access for software updates	✓	✓		
Alarm system	✓	✓	✓	✓
Panic function	✓	✓	✓	✓
Escape route certification	✓	✓		
TÜV certification	✓	✓		
UL certification	✓	✓		
Allows disabled access	✓	✓		
Crawl guard	✓	✓		
Assembly on fitted floors	✓	✓	✓	✓
Connection/contact for central fire alarm system	✓	✓	✓	✓

WANZL TERMINALS

Multi-talented solutions at your customer touchpoints

■ **Would you like to give your members and visitors the opportunity to manage** their personal data or payment transactions on site and ensure access at any time? – With the versatile terminals from Wanzl, you can expand your studio's scope of services and save valuable working time for your personnel. The central communication interface between customers and your gym is the touch screen with its intuitive user interface.

Visitors to your gym can easily:

- Apply for membership and, at the same time, receive immediate access through correspondingly triggered payment transactions
- View membership data and update it if necessary
- (Purchase (day) passes

Wanzl terminals can offer the entire range of payment options: Debit/credit card terminal with PIN pad, coin and banknote intake, NFC and prepaid functions.



↑ **TERMINAL V17**

is your assistant for staff-free, digital member and visitor management. Equipped with a 17-inch touch screen as standard, it facilitates quick payment transactions, data changes or the printing of passes and receipts.

→ **TERMINAL V21**

The 21" multi-touch display, LED light control and flexible tile technology make ordering, administration and payment processes easier than ever for your members.





← NEOHUB TERMINAL

Robustness and flexibility, but above all its wide range of high-end functions make the neoHub Terminal an indispensable assistant. Take advantage of this so you can use your personnel for other jobs!



↑↑ CONVENIENT PAYMENT

Be it debit or credit cards, coin or banknote collection: at our terminals, you can pay the way you want.

↑ INTEGRATED TOUCH SCREEN

Interaction – “easy going”: Wanzl touch screens make payment or administration processes easier than ever.

EVERYTHING AT A GLANCE

React quickly with Wanzl Access Manager

■ **Nowadays, smooth studio** operations are largely dependent on the reliability, availability and performance of IT equipment.

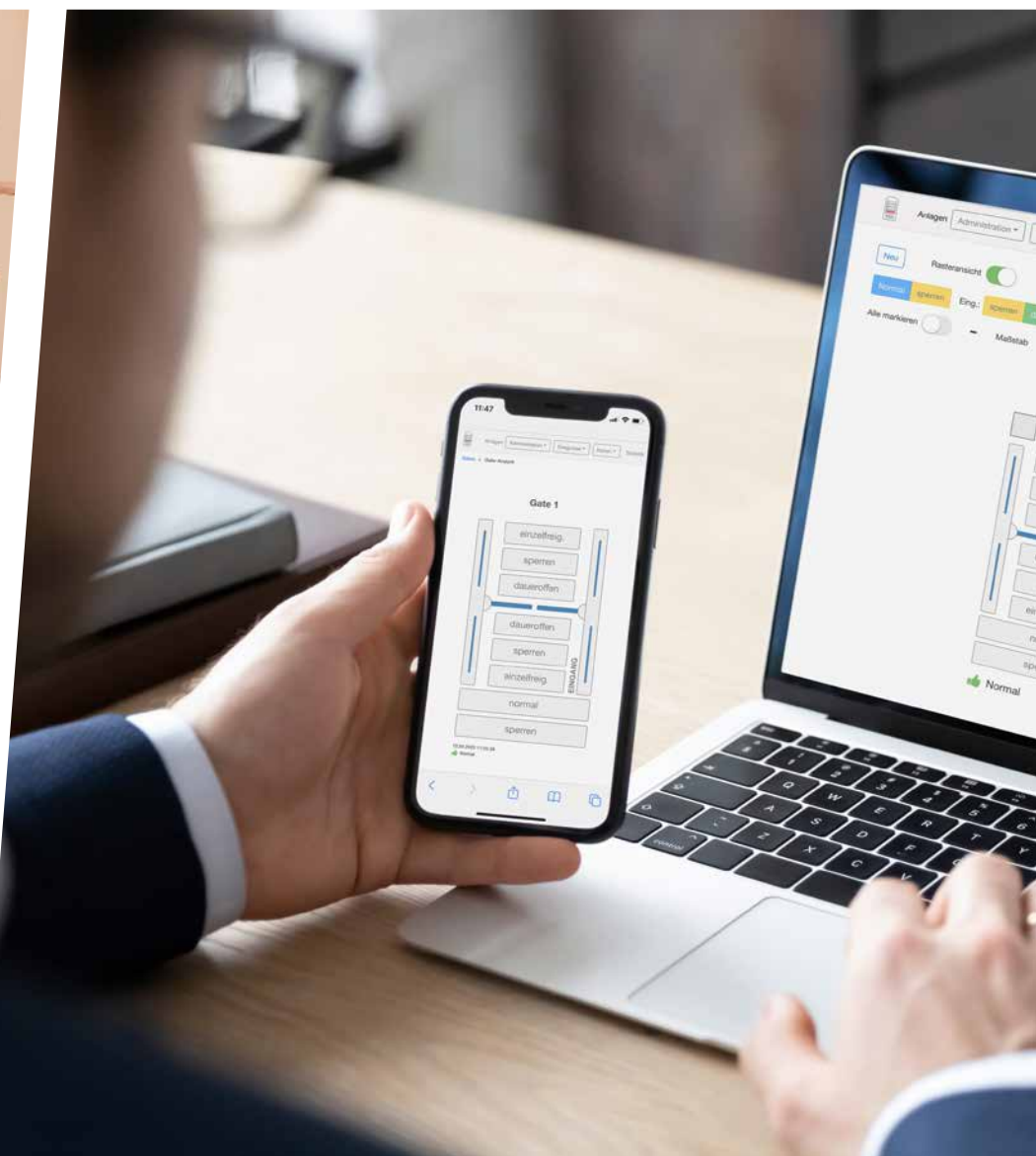
With **Wanzl Access Manager**, you can control entrances and exits using RFID cards or wristbands, with barcodes or QR codes: we can connect our software to existing systems via an API interface. Entry times, length of stay and exit times can be recorded and converted into a systematic evaluation. On the basis of this information, you not only have the opportunity to allocate your personnel for optimum efficiency, but also link your pricing to opening hours, for example.

Our people counting function gives you an accurate overview of the number of members who are in your studio or a defined area at a specific time. These figures can be detected by sensors installed on the ceiling. In this way, you are always informed about the occupancy levels of your gym or class studios, for example, and can use this information for making decisions – for example in relation to future occupancy plans.



↑ PEOPLE COUNTING

For a precise overview of the number of members in a room at a specified time.



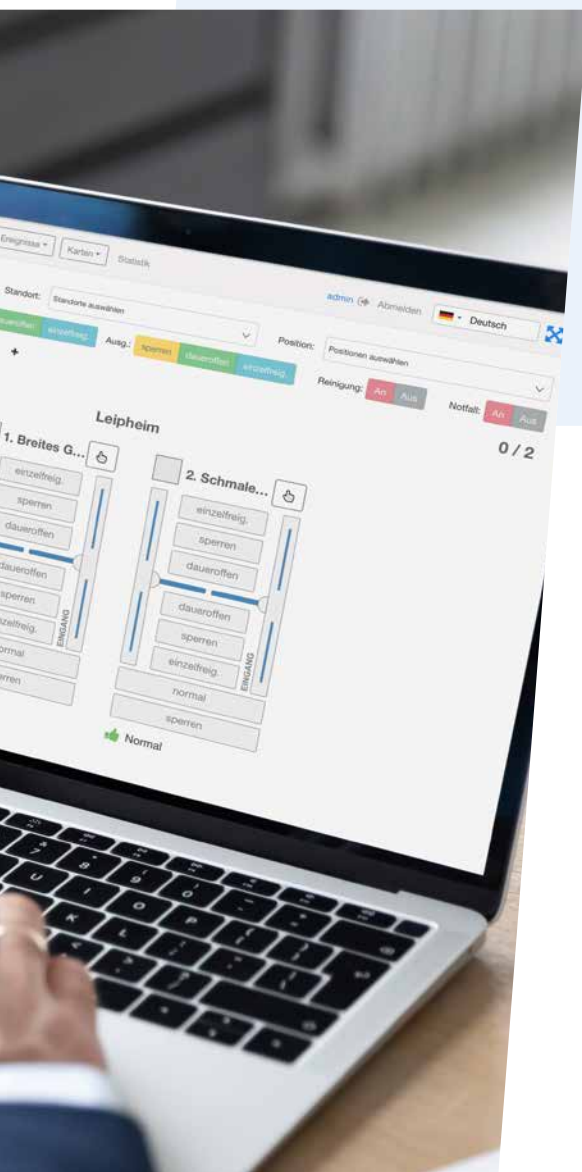
TESTIMONIALS

CUSTOMER FEEDBACK



"The Galaxy Gates blend perfectly into our newly designed studios. We were impressed by the modern design and practical functions offered by Access Manager! We were particularly pleased with the quick communication and sound advice and planning provided by Wanzl."

**DENNIS FRANK, CHIEF EXECUTIVE OFFICER
TOPFIT FITNESS- UND FREIZEITANLAGEN GMBH & CO. KG**



■ 360° service

For us, this means: a full range of services for you – from planning to assembly and acceptance. With us, you get a complete, all-round, hassle-free package. Highly qualified service partners assemble the solutions on site and are on hand to provide advice and assistance until final commissioning. Of course, integration of the hardware and software supplied by us into your existing IT systems is also part of our service portfolio. Monthly or annual service contracts safeguard your operations on a permanent basis!



VISIT US AT
www.wanzl.com



GERMANY

Wanzl GmbH & Co. KGaA
Rudolf-Wanzl-Straße 4
89340 Leipheim

Phone +49 (0) 82 21 / 7 29-0

info@wanzl.com

www.wanzl.com

GREAT BRITAIN

Wanzl Ltd.
Europa House
Heathcote Lane
Warwick CV34 6SP

Phone +44 (0) 1926 / 45 19 51

enquiries@wanzl.co.uk

www.wanzl.com

AUSTRALIA

Wanzl Australia Pty Ltd
37A Miles Street
VIC 3170 Mulgrave

Phone +61 (0) 3 / 9808 2299

info.au@wanzl.com

www.wanzl.com