



**| FASTLANER®**

Shop smart, act efficiently.

# | FASTLANER®

Shop smart, act efficiently.

■ **Wanzl's FastLaner concept** takes digitisation in retail trade to a new level! Store operators can link multiple services, reduce costs and generate added value for their customers.

Using the FastLaner shopping trolley with integrated touch display and handheld scanner makes the entire checkout process simpler and faster. By scanning the items, the customer is in control of their shopping and always knows what is in the shopping basket. The display or scanning unit acts as a control centre that directly connects operators and customers, the POS and the product range.

This reduces the effort required of personnel for the operator.  
Another advantage: this ensures that personnel have all the means at their disposal to consolidate and expand their customer relationship beyond the actual shop business. In this way, the customer's store experience can be expanded into a comprehensive customer journey – for example through the provision of coupons, incentives or the integration of multi-channel offers – thereby significantly strengthening customer loyalty!



**01\_SIMPLE LOG IN!**



**02\_CONVENIENT SCANNING**




**03\_THE CUSTOMER CHECKS OUT HERE**



*// Customer journey for your customers –  
lean store operation for you //*



**04\_WAITING AT THE CHECKOUT? NOT WITH OUR FASTLANER!**







← PAIRING OF SMARTPHONE AND DISPLAY UNIT

As a coin/chip alternative, the lock is easy to unlock using the retailer app.

## | SIMPLY LOG IN!

FastLaner – for direct access to the digital shopping world

■ **With the Wanzl FastLaner, the customer's journey** begins before they even enter the store. Customers can choose to unlock the shopping trolley at the trolley shelter by inserting a coin or using the app on their mobile phone. If the customer uses the connection between smartphone and tablet, they have the opportunity to benefit from the advantages of personalised shopping. However, the FastLaner can also be used without the use of customer information.

# | CONVENIENT SCANNING

Shopping with the FastLaner:  
easier than ever for the customer

■ **The use of a display and scanner** allows the customer to take control of the actual shopping process in the store entirely on their own. Personalised offers can be entered at the POS via the display. At the same time, the screen shows a detailed overview of the products stored in the trolley, their individual prices and the total amount of the purchases made up to that point.



↑ **THE HANDHELD SCANNER IS USED**  
in the simplest way by briefly holding it against  
the barcode or QR code printed on the goods.





↑ **ROBUST DISPLAY ON THE TROLLEY HANDLE**

The display unit, which is permanently installed on the trolley handle, is both robust and very compact. This ensures uncomplicated handling and maximum long-term use.

→ **CONTROL OF THE SHOPPING BASKET**

The large display always gives the customer a complete overview of the items in their shopping basket and can compare them with their shopping list at any time, for example.



# THE CUSTOMER CHECKS OUT HERE

Less work for your store thanks to the FastLaner

■ **The Wanzl FastLaner makes the payment process easier than ever** for your customers. And the best thing is that it displays a variety of payment options, allowing customers to choose the option that suits them best. This is done, for example, by using an SCO checkout. Here, the shopping basket that has already been recorded digitally is transferred to the checkout terminal and paid for there.

The payment function works even faster and more conveniently when using the smartphone or NFC payment option. The total amount of purchases made can be viewed via the display on the FastLaner and paid for before leaving the supermarket using the retailer app or a bank card. This saves customers waiting time at the checkout, eliminates the need to place their purchases on the checkout belt and enables them to leave the store faster.

**Important:** The FastLaner concept relieves the checkout staff by directly involving the customer. This allows operators to make effective use of their employees elsewhere.



#### ↑ CONCLUSION OF PURCHASE VIA SMARTPHONE

The easiest way to complete the purchase is to use a smartphone. With just a few clicks, the purchase is paid for digitally here.





← **ALTERNATIVE PURCHASE PROCESS: PAYMENT AT THE SCO TERMINAL**  
is done easily by transferring the entire digital shopping basket of the shopping trolley to the SCO checkout.

↓ **PASSING THROUGH THE EXIT GATE**  
Once the purchase has been paid for, the app generates a QR code as a receipt or on the smartphone. Once the QR code is successfully scanned at the Exit Gate, the system will unlock the exit and allow the customer to leave the shop floor.








## | ALWAYS CHARGED

Benefit from the Wanzl FastLaner's intelligent charging concept





■ **A well-thought-out**, technically mature charging concept is a prerequisite for the continuous operation of mobile hardware in supermarkets. To ensure this, we have developed a solution as part of our FastLaner concept that supports store operators with an intelligent charging concept and relieves them of any additional effort.

The charging station is integrated into the trolley shelter and can be used as a “refuelling station” in addition to its parking function. The charging contacts attached to the side of the trolley handle are automatically connected to the station when the trolley is returned.

Even with a high customer flow, the FastLaner’s battery lasts up to 16 hours. So there’s no reason to fear “downtimes” during usage times. FastLaner operators can monitor the charge or battery status at any time via the wanzl connect store management platform via remote monitoring.

# | FOCUS ON YOUR SAFETY


Optimised shopping experience with integrated anti-theft protection

■ **An innovative camera continuously monitors the shopping basket and makes it possible to retrieve images in combination with the recorded items. Psychological factors can also be used to prevent theft via the display. Furthermore, tracking the entire shopping process enables specific behavioural patterns and anomalies to be identified. If necessary, a check can then be ordered by the personnel.**



↔ **SMART TROLLEY**  
with AI function





← COMING SOON

**AI-powered scanning with the FastLaner:  
The future of safe shopping**

Our **AI-powered scanning** upgrade further optimises the use of the FastLaner's existing hardware. The camera becomes an AI-powered scanner that captures barcodes in real time to ensure that only correctly scanned goods end up in the shopping basket.

The AI prevents cheap items from being scanned and more expensive items from being added, and detects unscanned goods in the shopping basket. It also distinguishes between sellable items and other items such as hands or keys.

Retail customers can trust that the FastLaner is a future-proof model with the latest security and theft prevention features. Existing devices can be easily upgraded.

**Experience the next generation of secure shopping!**

**Protecting the shopping basket and preventing misuse**

From accidental forgetting to occasional small thefts to targeted fraud attempts on a larger scale: there are many ways to abuse self-service mode. Perpetrators do not care about the overall damage they cause to the store operator. With the FastLaner, we use special cameras to detect misuse faster and link it to security functions.



# | THE FASTLANER® CONCEPT

Discover the future of shopping with the FastLaner – presented by the world leader in shopping trolleys.

■ **Our revolutionary FastLaner** allows customers to scan their items themselves and pay for their purchase directly at the trolley or via the dedicated retailer app. This smart system not only effectively reduces waiting times at checkouts, but also makes the shopping process seamless and convenient.

Using the FastLaner not only optimises the customer experience, but also frees up your store personnel to focus on other important tasks.

## *// Product features //*

- **Shopping trolley types** Wanzl DR155C, DR185C, EL155, EL185, EL212 (shopping trolley with trolley width of 600 mm / 23.6 inches)
- **Handle and display unit** Handle unit with permanently installed display, handheld scanner and charging contacts.
- **Login** Anonymous or personalised use of FastLaner (via retailer app) possible.
- **Product scanning** Wired handheld scanner, attached to the side of the display and removable.
- **Loudspeaker** for the integration of acoustic feedback during the scanning and payment process, etc.
- **NFC technology** for personalised login via the retailer app, removal of the FastLaner by means of the digital coin deposit system HybridLoc, as well as for contactless payment.
- **Payment** NFC-capable. Preparation for contactless payment methods at the FastLaner, e.g. credit card or retailer app or payment at the SCO or conventional checkout. Payment integration by store operators.
- **User interface** Installation and update of your own retailer app. Software-based Android operating system.
- **Indoor navigation** UWB-capable for positioning and navigation on the sales floor.
- **GPS module** GPS-capable – this option is used to locate lost FastLaners outside the store to the metre.
- **Data evaluation** wanzl connect store management platform for the collection of data and retrieval of analyses, such as user behaviour, purchasing frequency and duration, location and in-store navigation, routes walked, etc.
- **Support** Pre-installed ServiceHub for remote maintenance, troubleshooting and software updates



#### TECHNICAL DATA

Display sizes	10.1" diagonal
Resolution	1,280 x 800 pixels
Touchscreen	Yes
Brightness sensor	Yes
Finish	Matte, scratch-resistant glass
Processor & memory	i.MX 8 M Plus processor, 6 GB RAM, 32 GB memory
Battery/power	24V, 100W with battery charging and monitoring electronics (overload protection)
Operating system	Android 14
Connectivity	W-Fi, NFC, BLE, GPS, UWB
Suitable for outdoor use	Protection class: IP44

## The FastLaner charging concept:

■ **The FastLaner charges its battery through charging contacts attached to the handle**, which are supplied with energy by a contact rail at the row docking station. The charging process starts automatically as soon as the FastLaner is pushed into the smart charging station. The row docking station can be integrated into the Alpha trolley shelter, which offers additional protection against

vandalism with a lockable roller shutter. Alternatively, the system is also available as a free-standing unit – ideal for placing indoors or under a canopy.

The usual handling remains unchanged – customers take the shopping trolley out of the station and return it after use.

### *Creating optimal conditions for the use of FastLaner*

**To be able to take full advantage of the benefits of the FastLaner, it is crucial to create the right operating conditions. The following aspects must be taken into account:**

#### **Wi-Fi network**

Ensure that a reliable Wi-Fi network is available throughout the store and at the row docking stations. This ensures constant connectivity and smooth communication of the FastLaner with the system infrastructure.

#### **Positioning the row docking stations**

Place the row docking stations strategically in or around the shop to ensure optimal accessibility for customers. Installing the station under a canopy in front of the store or in a lockable trolley shelter provides protection from the weather and ensures greater safety for the devices.

#### **Electricity supply**

Ensure that there is a continuous electricity supply at the row docking stations. A reliable power source is essential to guarantee uninterrupted functionality and continuous charging of the FastLaners.

#### **User interface**

Development of an intuitive and user-friendly app interface for FastLaner users. All necessary data and a sample handle unit will be provided to you for development and adaptation by us to enable seamless integration and easy operation.

**With these operating conditions, you will be laying the foundation for a successful, efficient and innovative use of FastLaner in your store. The investment made in this infrastructure will pay off through improved customer experiences and greater operational efficiency.**

# wanzl

VISIT US AT  
[www.wanzl.com](http://www.wanzl.com)



**GERMANY**  
**Wanzl GmbH & Co. KGaA**  
Rudolf-Wanzl-Straße 4  
89340 Leipheim

Phone +49(0)8221/729-0  
[info@wanzl.com](mailto:info@wanzl.com)  
[www.wanzl.com](http://www.wanzl.com)

**GREAT BRITAIN**  
**Wanzl Ltd.**  
Europa House  
Heathcote Lane  
Warwick CV34 6SP

Phone +44(0)1926/451951  
[enquiries@wanzl.co.uk](mailto:enquiries@wanzl.co.uk)  
[www.wanzl.com](http://www.wanzl.com)

**AUSTRALIA**  
**Wanzl Australia Pty Ltd**  
37A Miles Street  
VIC 3170 Mulgrave

Phone +61(0)3/98082299  
[info.au@wanzl.com](mailto:info.au@wanzl.com)  
[www.wanzl.com](http://www.wanzl.com)



Dimensions in mm, specifications approximate, colours similar to RAL, design subject to changes.  
Illustrations may show optional equipment. © Wanzl GmbH & Co. KGaA 2025